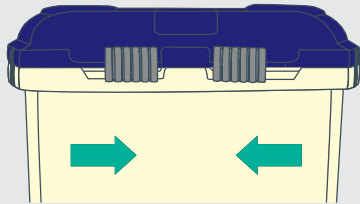


RX64 Pharmasmart

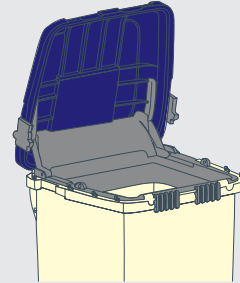
PHARMACEUTICAL WASTE DISPOSAL | INSTRUCTIONS

TO OPEN



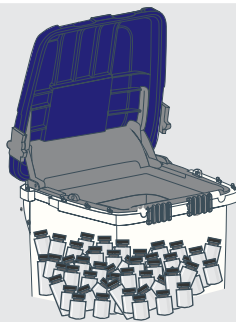
Slide both front locks towards centre.

USAGE



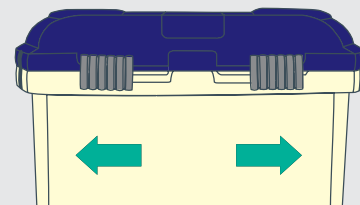
Open lid fully in order to deposit pharmaceutical waste. When used in conjunction with foot pedal accessory, step on foot pedal to open collector.

IN USE



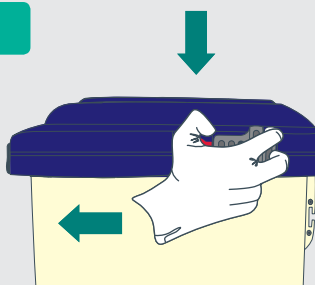
Fill with pharmaceutical waste **only**.
Once full, the collector must be permanently locked and replaced.

CLOSE

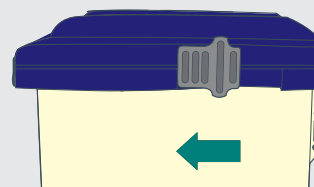


Slide both front locks away from each other.

LOCK



1 Depress red tab and slide both side catches completely forward.



PLEASE NOTE
Side locks are permanent!

2 Both side locks must be engaged in a fully forward position.

Remember

STRICTLY NO LOOSE SHARPS to be deposited into this collector.
ALWAYS WASH HANDS after handling waste.
DO NOT OVERFILL maximum gross weight 16Kgs.