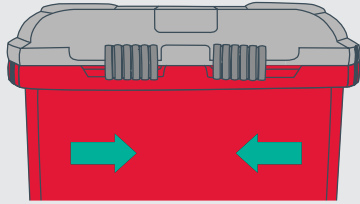


# CT64 Chemosmart

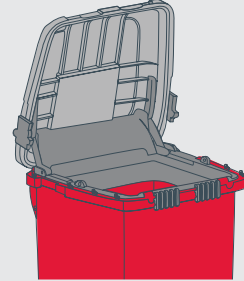
CYTOTOXIC SHARPS DISPOSAL | INSTRUCTIONS FOR USE

## NEW CONTAINER



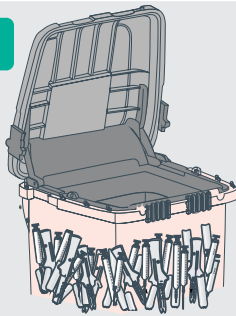
Slide both front catches towards centre to prepare container for use.

## USAGE



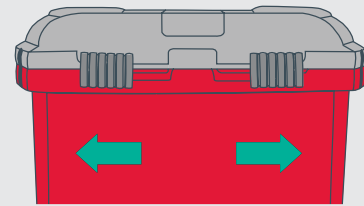
Open lid fully to deposit cytotoxic sharps. When used with foot pedal accessory, step on foot pedal to open. Close lid in between uses.

## WHEN FULL



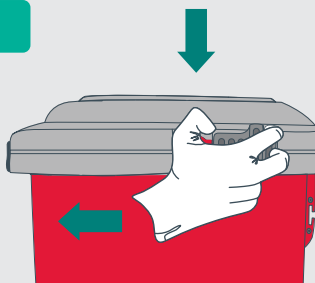
Fill with cytotoxic sharps **only**. When container contents reach the FILL line, it is time to replace the container.

## CLOSE

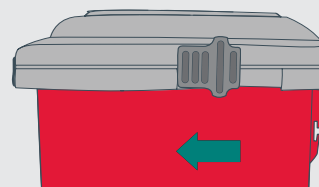


Close the lid and slide both front catches away from each other.

## LOCK



**1** Depress red tab and slide both side catches completely forward.



**2** Both side locks must be engaged in a fully forward position.

PLEASE NOTE  
Side locks are permanent!

### Remember

**CYTOTOXIC SHARPS WASTE ONLY** to be deposited into this collector.

**ALWAYS WASH HANDS** after handling waste.

**DO NOT OVERFILL** maximum gross weight 16kgs.